

# Eperfil

▪ Sistemas Inteligentes em Alumínio ▪



**+K8000**  
Série

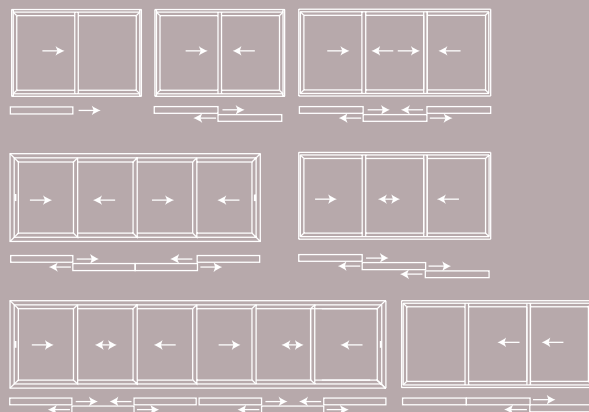
V.01




# +K8000

## (Minimalista Corte Térmico 120mm)

### Tipologias

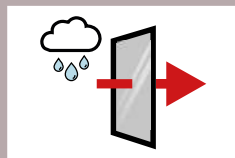


Desempenho do Sistema +K8000  
com vidro  $U_g = 0,900 \text{ W/m}^2\text{K}$



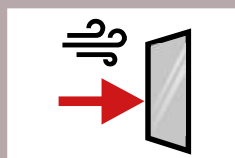
Permeabilidade ao Ar

**3**  
Classe  
(norma de ensaio EN 1026)



Estanquidade à Água

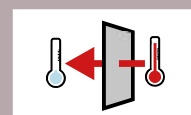
**7A**  
Classe  
(norma de ensaio EN 1027)



Resistência ao Vento

**C5**  
Classe  
(norma de ensaio EN 12211)

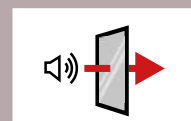
### Coefficiente de Transmissão Térmica



Transmissão Térmica  $U_w$ :

1,09  $\text{W/m}^2\text{K}$


### Coefficiente de Atenuação Acústica

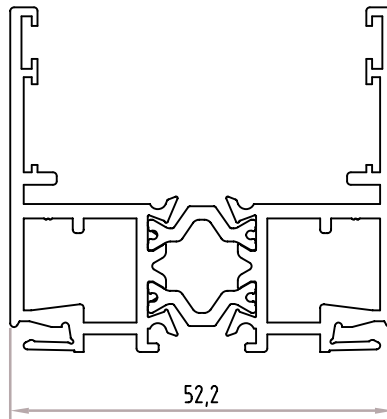


Atenuação Acústica  $R_w$  (C,Ctr):

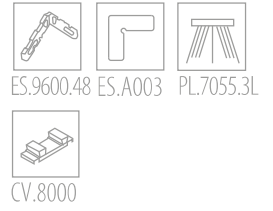
37 (-2,-4)

### Sistema de Etiqueta Energética de Produtos



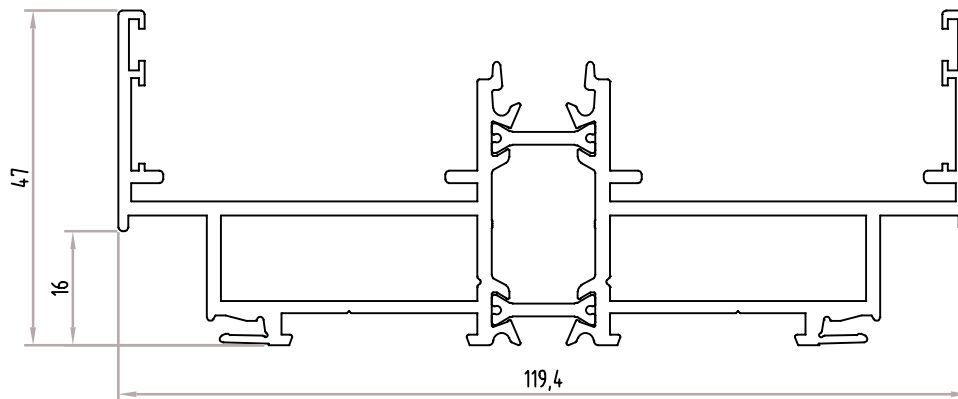


Acessórios

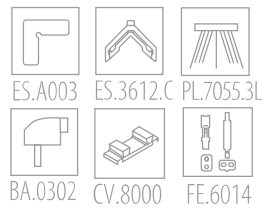


**+K8010**

Aro Fixo  
Perímetro: 0,41m




Acessórios

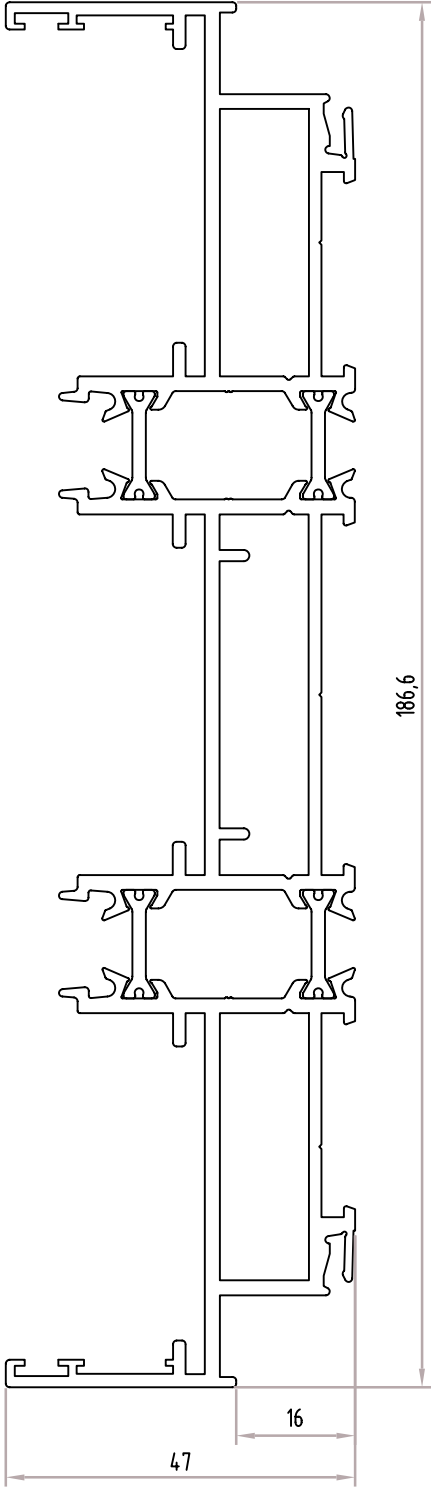


**+K8001**

Aro Fixo Perimetral  
Perímetro: 0,66m







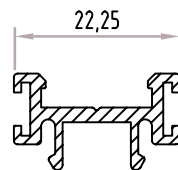
Acessórios

- ES.A003
- ES.3612.C
- PL.7055.3L
- BA.0302
- CV.8000
- FE.6014

**+K8025**

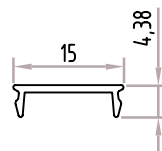
Perfil Tri-Rail  
Perímetro: 1,07m

Acessórios



### +K8006

Perfil Poliamida Central

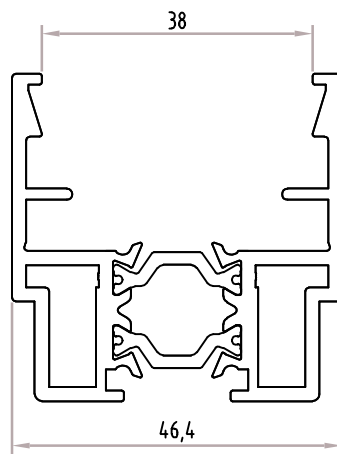


### +K8004

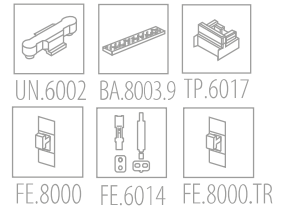
Perfil Complementar de Aro Fixo  
Perímetro: 0,10m

**+K8003**

Aro Móvel Lateral  
Perímetro: 0,34m

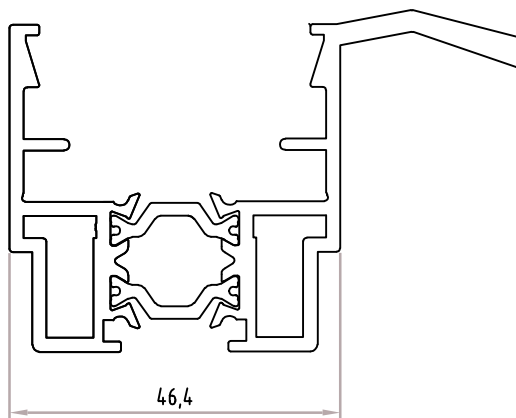


Acessórios

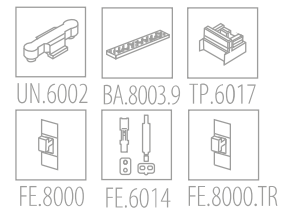


**+K8203**

Aro Móvel Lateral c/Aba  
Perímetro: 0,40m

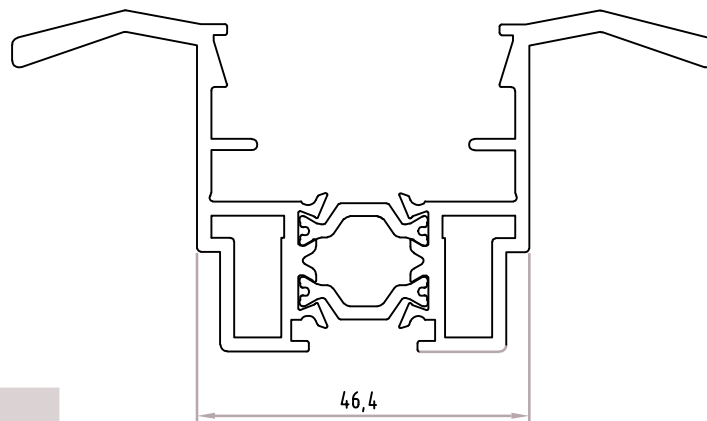


Acessórios

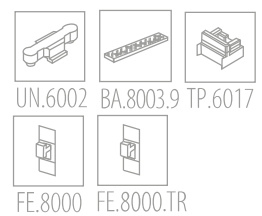


**+K8103**

Aro Móvel Lateral c/Aba  
Perímetro: 0,48m



Acessórios

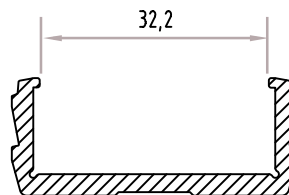




Acessórios

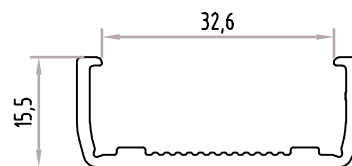


Fl.6056




### +K8007

Perfil Poliamida p/Vidro

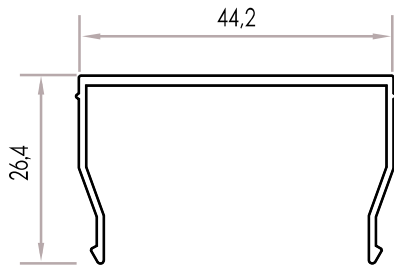


### +K8018

Aro Móvel Lateral Minimalista  
Perímetro: 0,15m








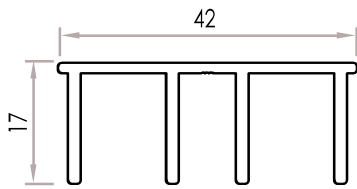
**+K8013**

Perfil Tampa  
Perímetro: 0,19m



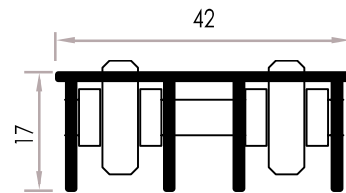
**+K8008**

Vareta



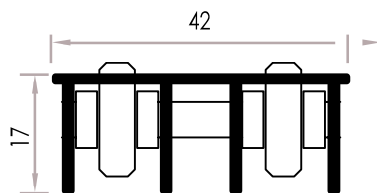
**+K8005**

Perfil Inferior Folha Fixa  
Perímetro: 0,21m



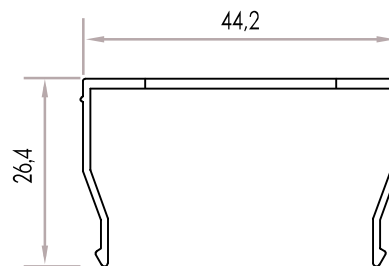
**+K8005.R**

Guia Inferior Peso <200kg  
Perímetro: 0,21m



**+K8014.R**

Guia Inferior Peso >=200kg  
Perímetro: 0,21m



**+K8013.R**

Perfil Tampa c/Rasgos  
Perímetro: 0,19m

Acessórios



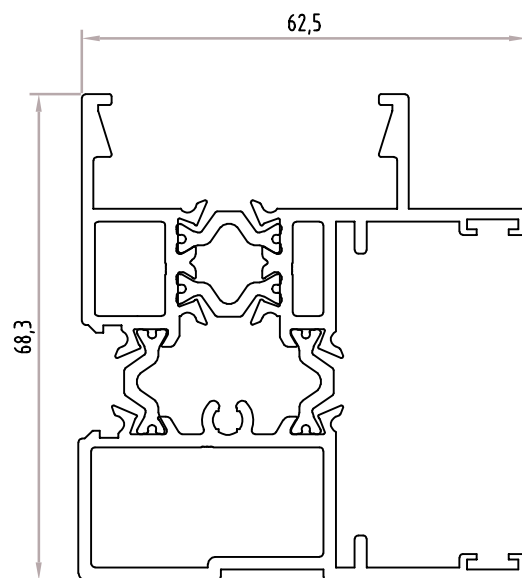
ES.6033



TP.6018



PL.7055.3L



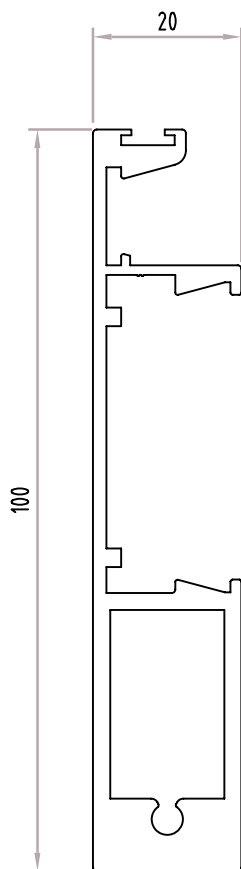
**+K8011**

Perfil Canto  
Perímetro: 0,60m

Acessórios




Acessórios



**+K8002**

Aro Móvel Central Reforçado  
Perímetro: 0,33m



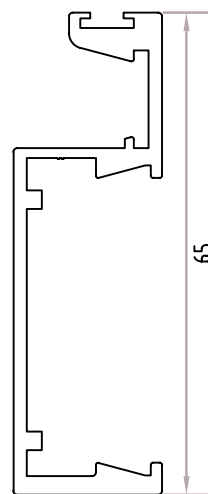
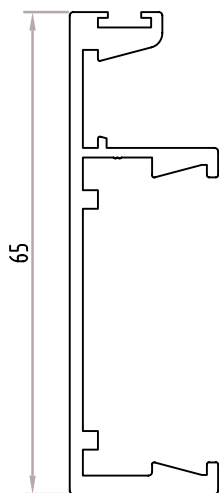
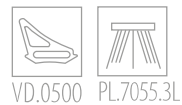
**+K8012**

Aro Móvel Central Reforçado de 3/4 Folhas  
Perímetro: 0,33m

Acessórios



Acessórios



**+K8009**

Aro Móvel Central  
Perímetro: 0,26m

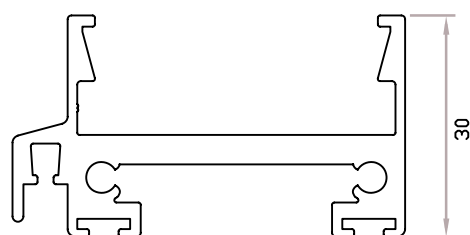
**+K8017**

Aro Móvel Central de 3/4 Folhas  
Perímetro: 0,26m



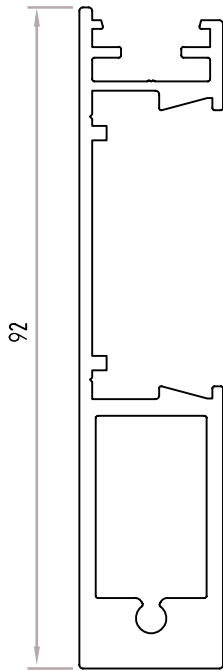






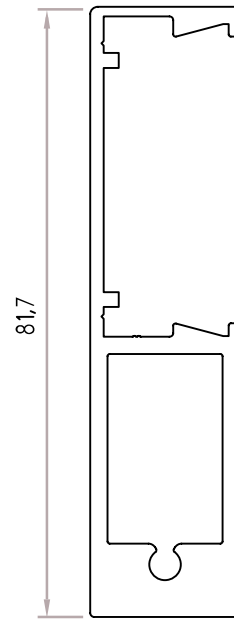
**+K8019**

Aro Móvel Pivotante  
Perímetro: 0,30m



**+K8020**

Aro Móvel Vertical  
Perímetro: 0,33m



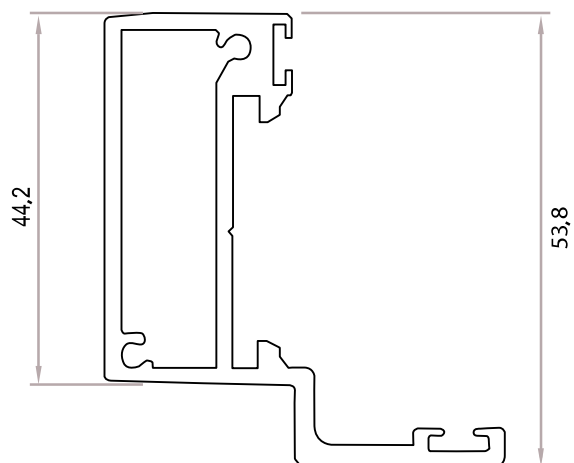
**+K8021**

Aro Móvel Vertical  
Perímetro: 0,28m



**+K8016**

Perfil Complementar de Aro Fixo  
Perímetro: 0,20m



**+K8022**

Perfil Batente  
Perímetro: 0,35m



Acessórios



VD.8002



PL.7090



VD.3094.6063



PL.3060.0014

Acessórios



PX.5082



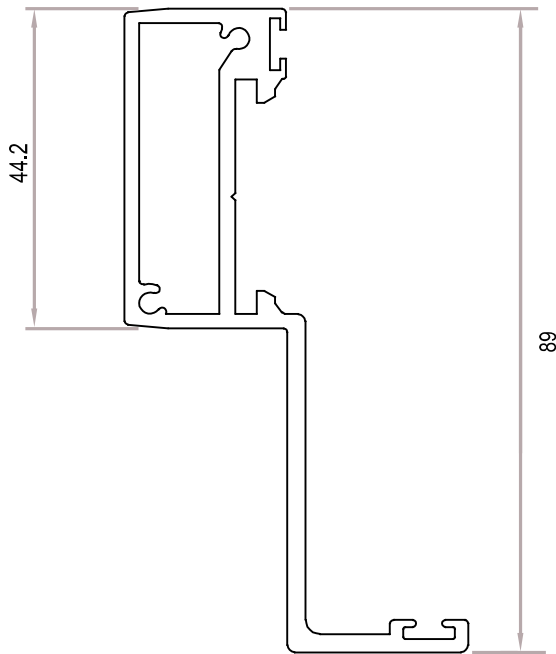
FE.3094.6091



FE.3094.6065

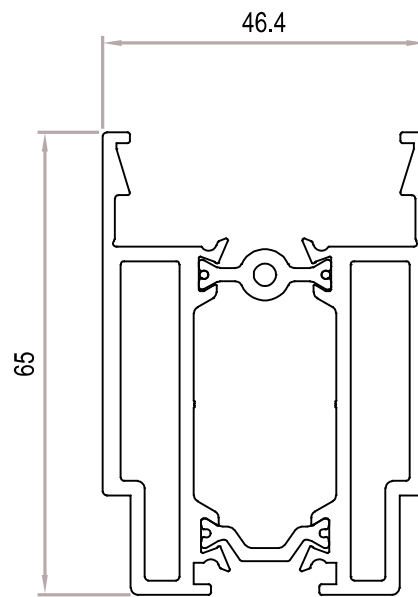


FE.3094.6093



**+K8023**

Perfil Batente  
Perímetro: 0,40m



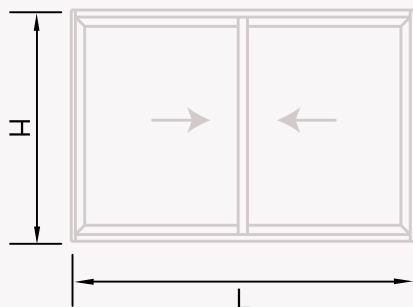
**+K8024**

Aro Móvel p/Fechadura  
Perímetro: 0,45m

# Medidas de Corte

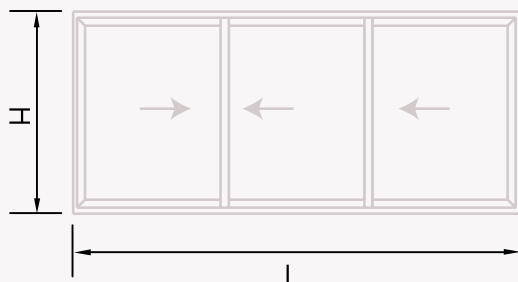
## +K8000

### Janela de Correr de 2 Folhas



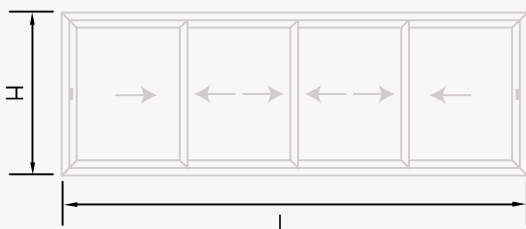
Perfil	Descrição	Corte	Quantidade	Medidas
+K8001	Aro Fixo		2	H ou L
+K8002	Aro Móvel		2	H-105
+K8003	Aro Móvel		2	H-106
+K8004	Perfil		4	H- 94 (L/2) - 60
+K8005	Perfil		2	L
+K8006	Perfil		2	H e L -68
+K8007	Perfil		4	H- 77 (L/2) - 62
+K8013	Perfil Tampa		1	H-49

### Janela de Correr de 3 Folhas



Perfil	Descrição	Corte	Quantidade	Medidas
+K8001	Aro Fixo		2	H ou L
+K8002	Aro Móvel		4	H-105
+K8003	Aro Móvel		2	H-106
+K8004	Perfil		4	H- 94 (L/2) - 60
+K8005	Perfil		2	L
+K8006	Perfil		2	H e L -68
+K8007	Perfil		6	H- 77 (L/3) - 37,5
+K80013	Perfil Tampa		2	H-49

### Janela de Correr de 4 Folhas



Perfil	Descrição	Corte	Quantidade	Medidas
+K8001	Aro Fixo		2	H ou L
+K8002	Aro Móvel		2	H-105
+K8012	Aro Móvel		2	H-105
+K8003	Aro Móvel		2	H-106
+K8004	Perfil		4	H- 94 (L/2) - 60
+K8005	Perfil		2	L
+K8006	Perfil		2	H e L - 68
+K8007	Perfil		8	H- 77 (L/4) - 25
+K8013	Perfil Tampa		2	H-49