

**e**perfil

▪ Sistemas Inteligentes em Alumínio ▪



**+C5600**  
Série

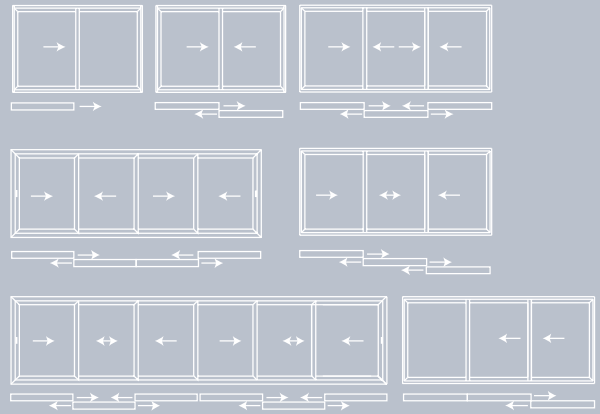
V.01




# +C5600

## (Elevatória Ligeira Perimetral Corte Térmico 105mm)

### Tipologias

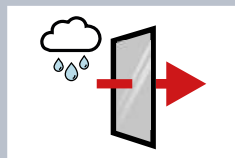


Desempenho do Sistema +C5600  
com vidro  $U_g = 0,700 \text{ W/m}^2\text{K}$



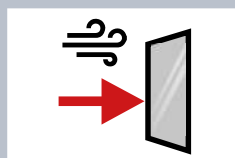
Permeabilidade ao Ar

**4**  
Classe  
(norma de ensaio EN 1026)



Estanquidade à Água

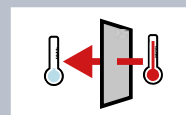
**7A**  
Classe  
(norma de ensaio EN 1027)



Resistência ao Vento

**C5**  
Classe  
(norma de ensaio EN 12211)

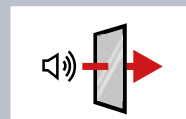
### Coefficiente de Transmissão Térmica



Transmissão Térmica  $U_w$ :

$1,19 \text{ W/m}^2\text{K}$


### Coefficiente de Atenuação Acústica



Atenuação Acústica  $R_w$  (C,Ctr):

$35$  (-1,-4)

### Sistema de Etiquetagem Energética de Produtos



Acessórios



ES.2712



ES.A016



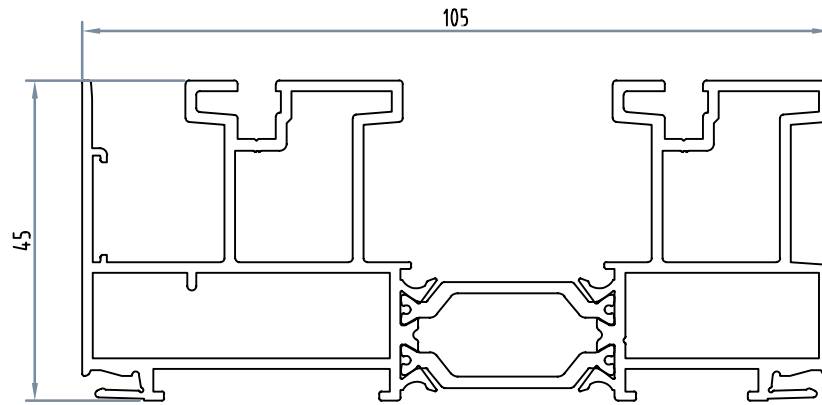
VD.6001.ANIC



VD.3095.6002



CV.3095.6014



+C5605

Aro Fixo Perimetral  
Perímetro: 0,61m

Acessórios



ES.2712



ES.A016



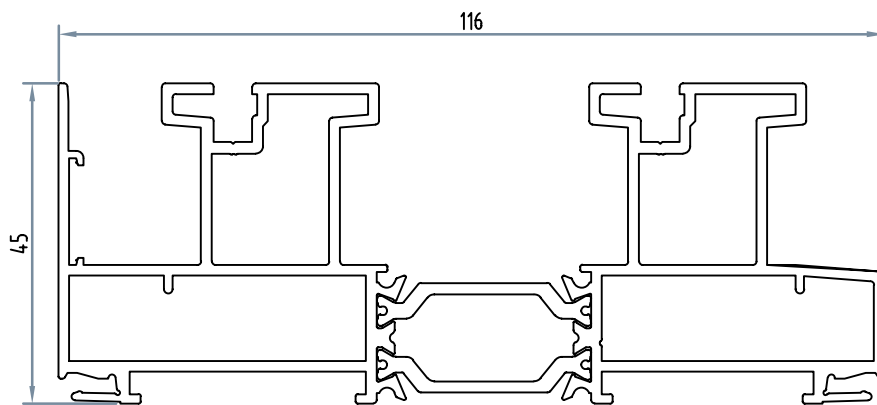
VD.6001.ANIC



VD.3095.6002



CV.3095.6014



+C5620

Aro Fixo Perimetral  
Perímetro: 0,63m

Acessórios



ES.2712



ES.A016



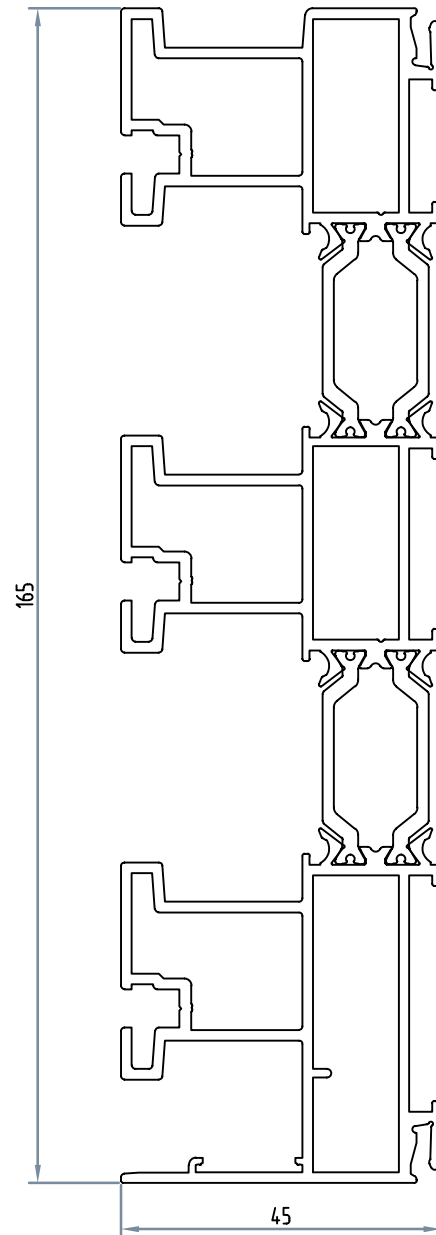
VD.6001.ANIC



VD.3095.6002



CV.3095.6014



+C5609

Aro Fixo Perimentral Tri-Rail  
Perímetro: 0,89m

Acessórios



ES.2712



ES.A016



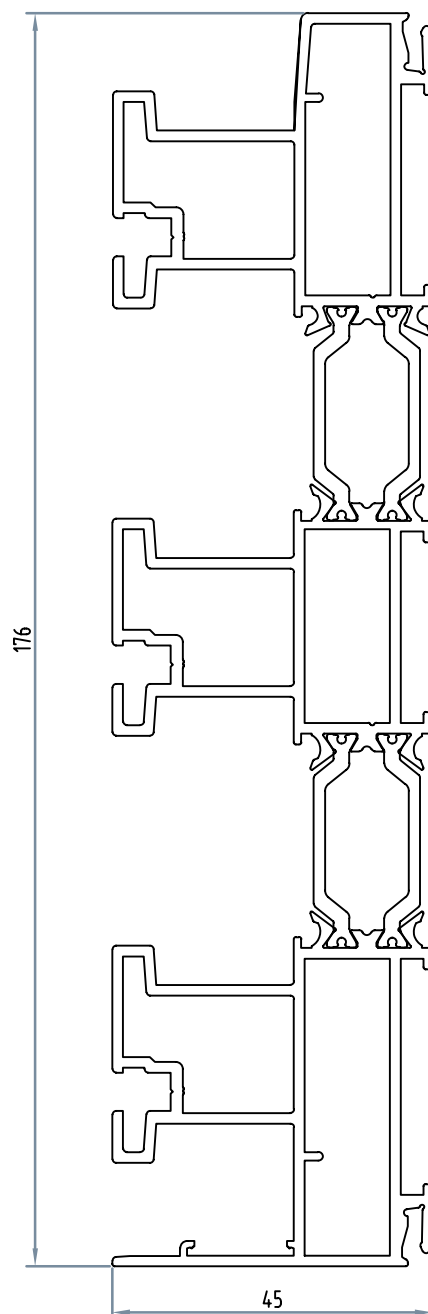
VD.6001.ANIC



VD.3095.6002



CV.3095.6014



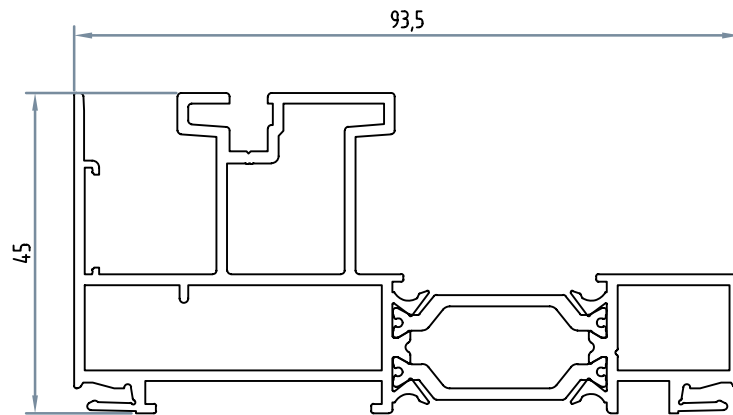
+C5622

Aro Fixo Perimétral Tri-Rail  
Perímetro: 0,92m

Acessórios



ES.2712 ES.A016 VD.6001.ANIC VD.3095.6002 CV.3095.6014



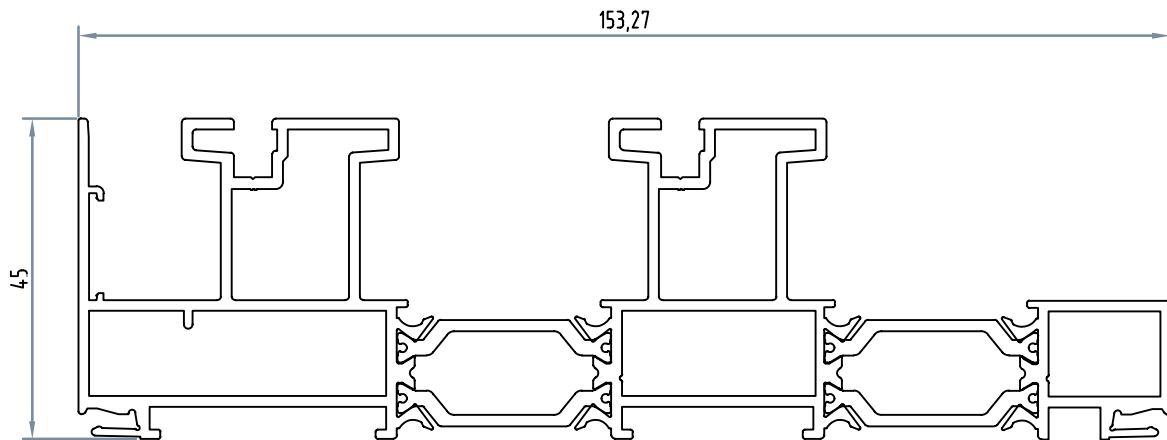
+C5607

Aro Fixo Mono-Rail Galandage  
Perímetro: 0,48m

Acessórios



ES.2712 ES.A016 VD.6001.ANIC VD.3095.6002 CV.3095.6014



+C5610

Aro Fixo Bi-Rail Galandage  
Perímetro: 0,77m

Acessórios



ES.2712



ES.A016



PL.7055



KT.ELEVAVEL



VD.3095.6003



RO.9546.C+200



RO.9546.C+120

Acessórios



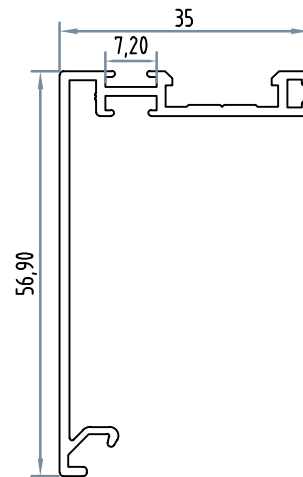
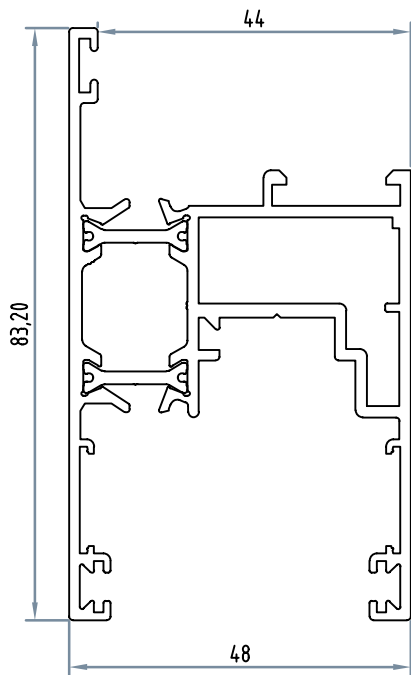
PL.7055



VD.3095.6004



GF.3094.5035

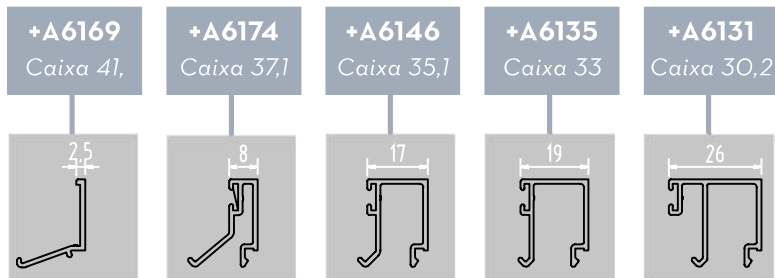


+C5602

Aro Móvel Perimetral  
Perímetro: 0,56m

+C5606

Engate Central  
Perímetro: 0,26m



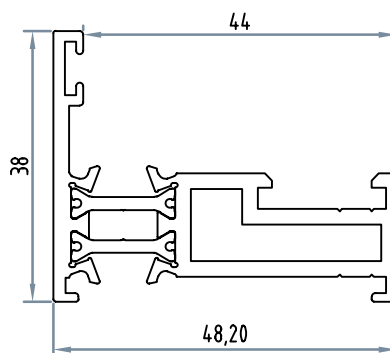
Accessórios



ES.3095.6049



UN.3095.6048



+C5624

Perfil Central Minimalista  
Perímetro: 0,21m

Accessórios



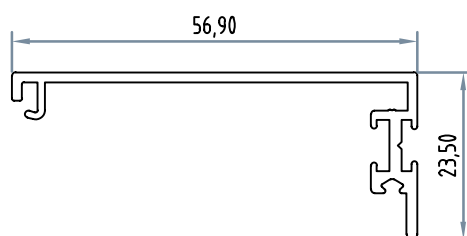
PL.7055



VD.3095.6047



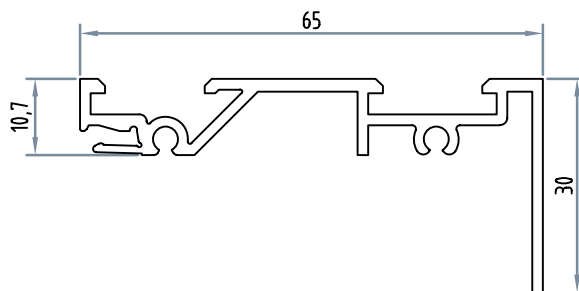
GF.3094.5035



+C5626

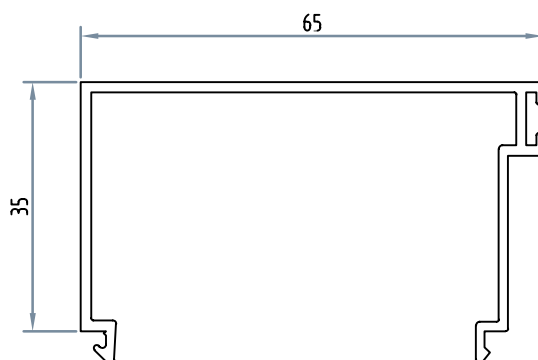
Perfil Central Minimalista  
Perímetro: 0,21m





**+C5611**

Perfil para Isolamento  
Perímetro: 0,30m

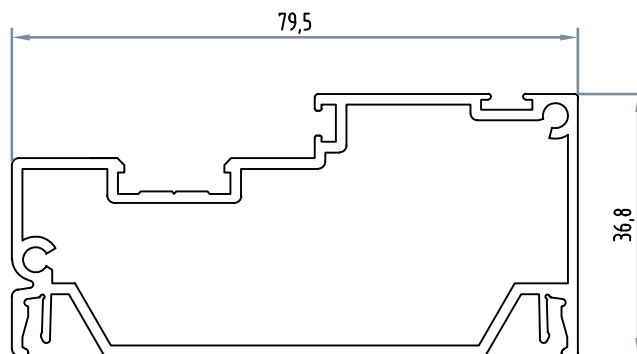


Acessórios



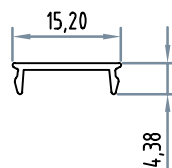
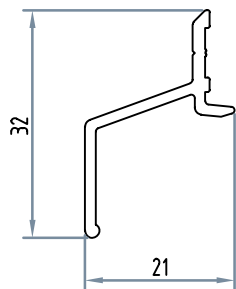
**+C5612**

Remate de Isolamento  
Perímetro: 0,31m



**+C5613**

Prumo de Cruzamento  
Perímetro: 0,33m

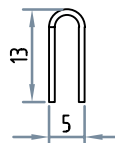
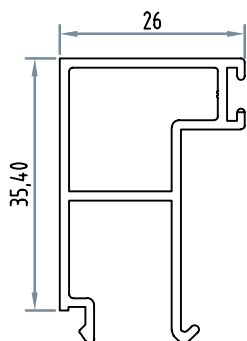


**+C4629**

Pingadeira Superior  
Perímetro: 0,11m

**+K8004**

Perfil Complementar  
Perímetro: 0,10m



**+A6048**

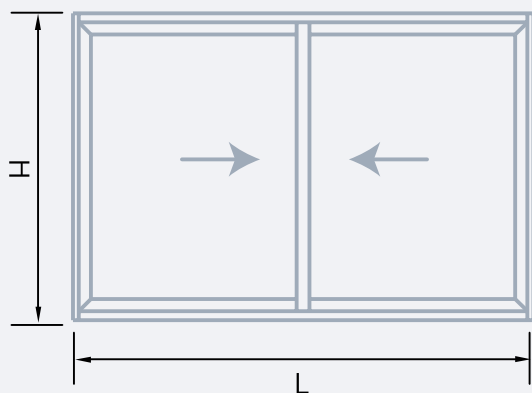
Bite  
Perímetro: 0,20m

**+C5693**

Carril Inox

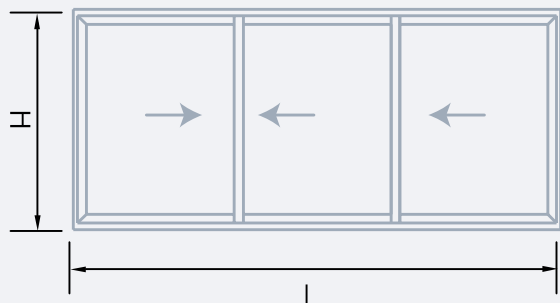
# Medidas de Corte +C5600

## Porta de Correr de 2 Folhas Elevável



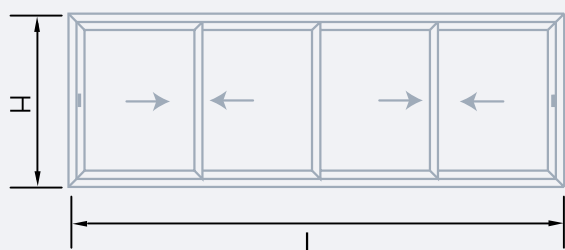
Perfil	Descrição	Corte	Quantidade	Medidas
+C5620	Aro Fixo		2 + 2	L ; H
+C5602	Aro Móvel		4 + 4	$L/2 + 2 H - 75$
+C5606	Engate		2	H-75
+C9029	Pingadeira		1	L

## Porta de Correr de 3 Folhas Tri-Rail



Perfil	Descrição	Corte	Quantidade	Medidas
+C5620	Aro Fixo		2 + 2	L ; H
+C5602	Aro Móvel		6	$L/3 + 31 ; H-75$
+C5606	Engate		4	H-75
+C9029	Pingadeira		1	L

## Janela de Correr de 4 Folhas



Perfil	Descrição	Corte	Quantidade	Medidas
+C5620	Aro Fixo		2 + 2	L ; H
+C5602	Aro Móvel		8	$L/4 + 20 ; H-75$
+C5606	Engate		4	H-75
+C9029	Pingadeira		1	L

Estas medidas são meramente indicativas, deverão ser verificadas.